

2011 Property Tax Information

How Your 2011 City Tax Dollars Work For You!

Property taxes provide the funds needed to deliver important day-to-day services and programs. The following is a breakdown of tax supported services for a homeowner with an average residential assessment of \$132,705.

Tax Supported Services

Police	\$ 640.64
Fire	259.93
Social and Housing Services	214.29
Parks and Recreation	202.86
Road repair and snow clearing	166.63
Infrastructure and Municipal Works	92.01
General administration*	84.81
Land Ambulance (EMS)	80.54
Transit	76.23
Cornwall Public Library	73.89
Planning and Economic Development	72.68
Glen-Stor-Dun Lodge	47.17
Outside Agencies	31.25
Eastern Ontario Health Unit	26.95
Council/Office of Chief Administrative Officer	23.57
Raisin Region Conservation Authority	16.09
City Taxes	\$2,109.54
Education Taxes	306.54
Total Taxes	\$2,416.08

* Includes City Clerk, Human Resources, Financial Services.

Note: The figures above represent the individual cost to the average taxpayer and do not represent the full cost of the services.

Major Capital Initiatives for 2011

Supported by Taxation/Reserves/Gov't Funding

- Asphalt resurfacing (various locations)
- Traffic signal upgrade – Sydney and Water
- Landfill site: methane gas collection system
- Purchase of a handi-transit bus
- Purchase of two ambulances
- Purchase of fire pumper and rescue vehicle
- Playground equipment (Daprat and Twelfth)
- Sidewalk construction and bicycle path upgrades

Supported by Water & Sewer Billings

- Secondary wastewater treatment plant
- Combined sewer separation – Jobin Ave
- Watermain rehabilitation (various locations)
- South Branch channelization
- Brookdale sewer rehabilitation-Water to Seventh
- Water meter program
- Water purification plant system improvements
- Wastewater administration building/lab
- Digester cleanout

The Benson Centre opened in May 2011.



Understanding Your Property Taxes

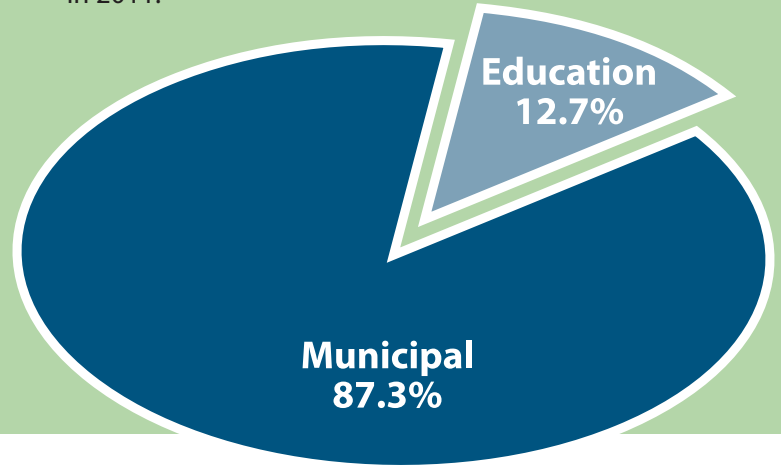
Your property tax bill is calculated by multiplying the assessed value of your property by the total residential tax rate.

Example: \$132,705 (assessment) x .01820643 (total tax rate) = \$2,416.08 Property Taxes

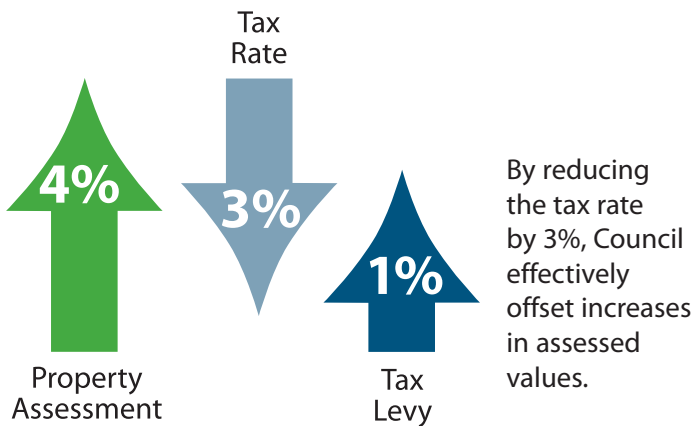
The total tax rate is calculated by adding the municipal tax rate and education tax rate.

Cornwall City Council sets the municipal tax rate annually. Revenues from grants, user fees and other sources pay for a portion of municipal services and the balance is paid through property taxes. The education tax rate is set by the Province of Ontario and is collected by the municipality. These tax dollars are transferred to local school boards.

The municipal tax rate represents 87.3 % of your total property tax bill, while the education tax rate accounts for 12.7 %. Both tax rates were reduced in 2011.



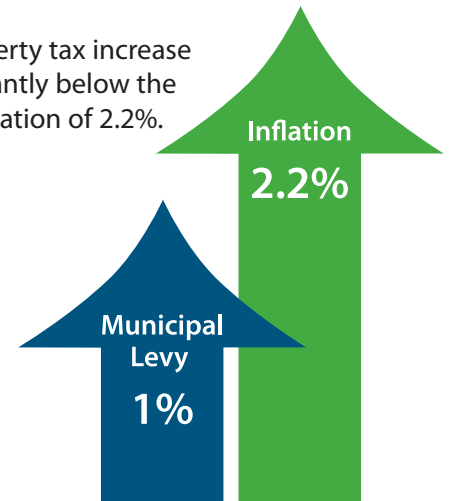
Establishing the 2011 Tax Rate



Municipal Tax Rates vs. Inflation Rates

The average property tax increase of 1.0% is significantly below the current rate of inflation of 2.2%.

This has been the City's budgeting trend over the past several years.



Protection to Persons and Property (Police, Fire, EMS)

The combined budgets for Protection to Persons and Property (Police, Fire, EMS) as a percentage of tax levy has increased from 36% in 2003 to over 49% in 2011.

This is an issue common to all Ontario municipalities.

For more information contact
Financial Services:

613-930-2787 ext. 2313
finance@cornwall.ca

www.Cornwall.ca